
Report Comments

Course and Teacher Evaluations are intended solely for the use of faculty, staff and students of Northwestern University. Any reproduction, republication or redistribution of this site's content is prohibited without the express permission of Northwestern University.

For more information about the CTEC Guidelines please visit our website: <http://www.northwestern.edu/ctec/guidelines/index.html>

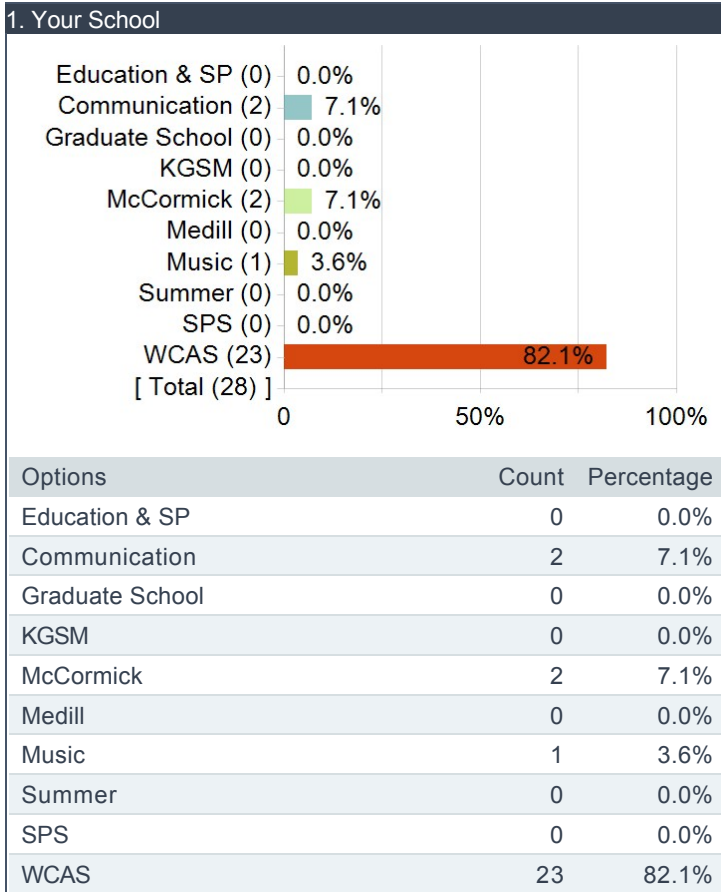
Northwestern University

Course Evaluations

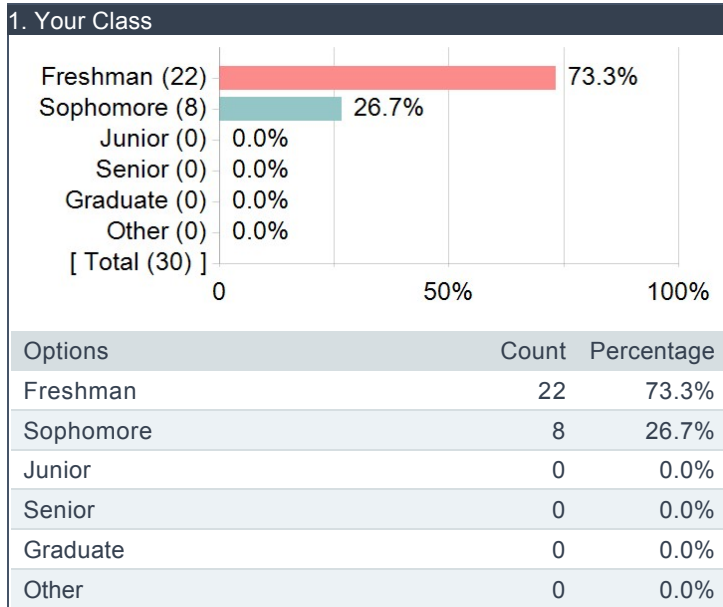
Teaching Assistant	Course
Kumar Ramanathan	MMSS_211-3_01: Soc Sci Theo-I

DEMOGRAPHICS

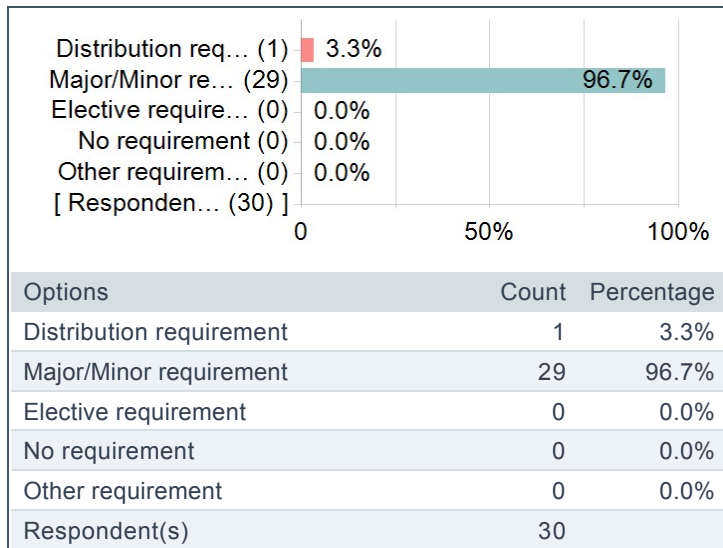
Your School



Your Class

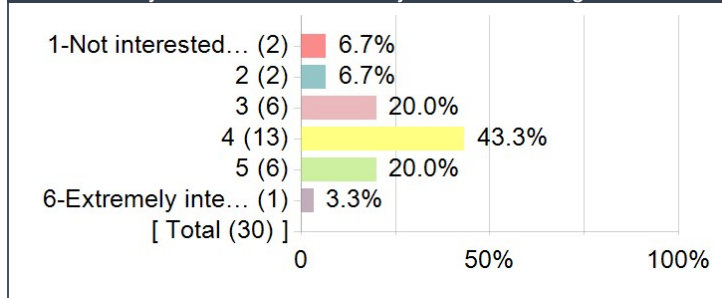


What is your reason for taking the course? (mark all that apply)



What was your interest in this subject before taking the course?

1. What was your interest in this subject before taking the course?

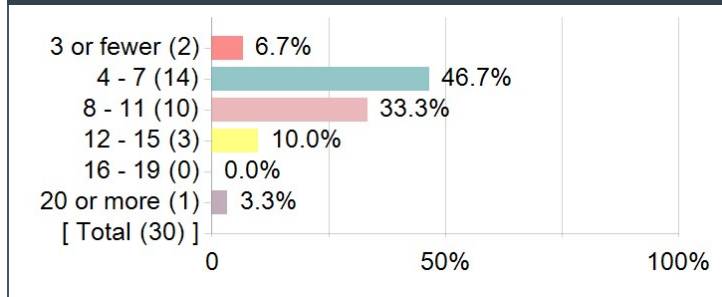


Options	Count	Percentage
1-Not interested at all	2	6.7%
2	2	6.7%
3	6	20.0%
4	13	43.3%
5	6	20.0%
6-Extremely interested	1	3.3%

TIME-SURVEY QUESTION

Estimate the average number of hours per week you spent on this course outside of class and lab time.

1. Estimate the average number of hours per week you spent on this course outside of class and lab time.

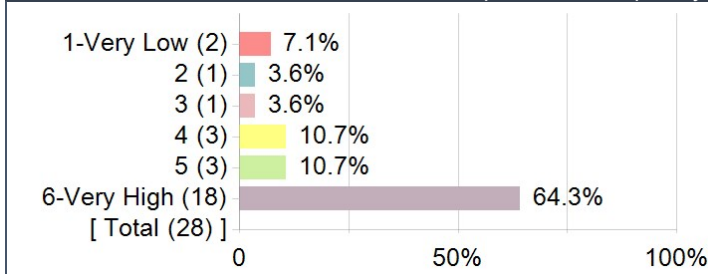


Options	Count	Percentage
3 or fewer	2	6.7%
4 - 7	14	46.7%
8 - 11	10	33.3%
12 - 15	3	10.0%
16 - 19	0	0.0%
20 or more	1	3.3%

TA QUESTIONS

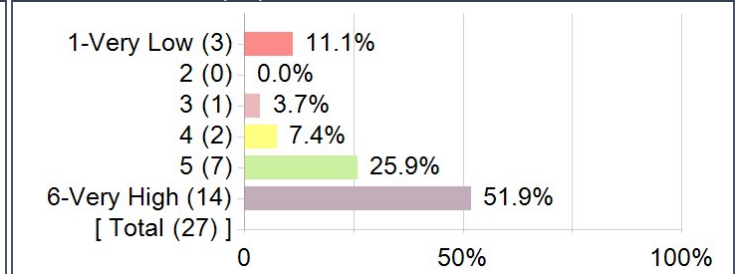
Please rate the TA on the following criteria:

1. The TA was able to answer the students' questions adequately.



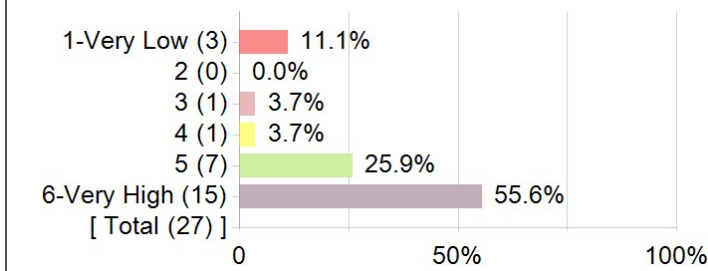
Options	Score	Count	Percentage
1-Very Low	1	2	7.1%
2	2	1	3.6%
3	3	1	3.6%
4	4	3	10.7%
5	5	3	10.7%
6-Very High	6	18	64.3%
Statistics			Value
Response Count			28
Mean			5.07
Median			6.00
Standard Deviation			1.56

2. The TA was well prepared for each session.



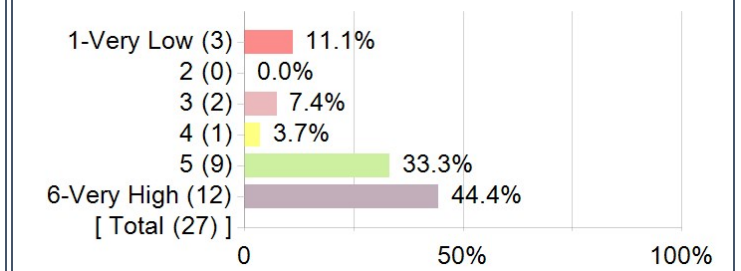
Options	Score	Count	Percentage
1-Very Low	1	3	11.1%
2	2	0	0.0%
3	3	1	3.7%
4	4	2	7.4%
5	5	7	25.9%
6-Very High	6	14	51.9%
Statistics			Value
Response Count			27
Mean			4.93
Median			6.00
Standard Deviation			1.62

3. The TA communicated ideas in a clear manner.



Options	Score	Count	Percentage
1-Very Low	1	3	11.1%
2	2	0	0.0%
3	3	1	3.7%
4	4	1	3.7%
5	5	7	25.9%
6-Very High	6	15	55.6%
Statistics			Value
Response Count			27
Mean			5.00
Median			6.00
Standard Deviation			1.62

4. The TA showed strong interest in teaching the course.



Options	Score	Count	Percentage
1-Very Low	1	3	11.1%
2	2	0	0.0%
3	3	2	7.4%
4	4	1	3.7%
5	5	9	33.3%
6-Very High	6	12	44.4%
Statistics			Value
Response Count			27
Mean			4.81
Median			5.00
Standard Deviation			1.62

OPEN-ENDED QUESTIONS

What are the primary strengths and weaknesses of the teaching assistant?

Comments
meh
Kumar knows what he is talking about and in office hours can essentially act like a second teacher.
Kumar is fair with the assignment grading and gets them done quickly, which is always nice. He always has mostly feedback during office hours.
he was extremely condescending
I really liked working with Kumar and although he was a very difficult grader, I felt as though he was genuinely trying to help me improve as a writer. His feedback was easy to apply to my next paper and so forth.
I really didn't interact with him a lot but appreciated that he showed up to lectures and clearly knew what he was talking about
Kumar puts a lot of time in this course, offering many office hour sections and attending class with us.
He's a nice guy, but I feel like he'd be better suited to teaching a political science course, particularly one relating to voting, as that is his area of study.
He was very helpful during office hours, but sometimes our conversations felt rushed because he had other students waiting to talk to him as well
Kumar provides very helpful suggestions to help me with my paper.
Teaches honestly and is available often to help with papers
Strengths: pretty much did everything correctly
Kumar was a REALLY great TA. I definitely appreciated the key insights he had for my papers and how committed he was to make extra office hours when he found that students were having trouble. The optional discussion sections were also helpful at times, which was nice. However, he does grade quite harshly.
Very knowledgeable, gave good feedback on assignments.
Kumar was very helpful in answering all of my questions after class/during office hours! Section, however, always felt like a waste of time (though I don't think that's Kumar's fault)
Kumar is a very approachable person and I think his expertise and welcoming attitude really makes him an ideal TA for MMSS 211-3. Perhaps utilizing more discussion sessions to show the modeling he works with (in addition to Excel, Jamovi, etc.) will be valuable additions for those interested in doing research in the future.
Kumar was great and always available to help. He responds to emails super quickly and I appreciated his extra office hours.
Kumar was very helpful at all times, both inside and outside of class. He helped break down complex concepts into digestible pieces. Only real criticism is that at times his feedback was a bit basic. Overall, one of the best TAs I have ever had.
Very helpful with facilitating my own thinking about things or bringing up different angles to my own thoughts. Clear communication and kept the class up to date on many things. Open to questions and generally a good TA.
He was very good at helping the students